


7500 - 35th Ave 780

343-5267

monica



**VEGAS DREAM™**

© CBS SONY GROUP 1988  
© HAL AMERICA, INC. 1988  
ALL RIGHTS RESERVED  
LICENSED FROM CBS SONY GROUP BY  
HAL LABORATORIES, INC.  
LICENSED BY NINTENDO OF AMERICA INC.

Printed in Japan



# VEGAS DREAM



© CBS Sony Group Sublicensed from HAL Lab





*This official seal is your assurance that Nintendo has reviewed this product and that it has met our standards for excellence in workmanship, reliability and entertainment value. Always look for this seal when buying games and accessories to ensure complete compatibility with your Nintendo Entertainment System.*

This game is licensed by Nintendo® for play on the



Nintendo recommends against using a rear projection television with your NES as image retention on the screen may occur.

## CARE OF YOUR GAME

- 1) Always make sure the power is off when inserting or removing the game pak from your computer.
- 2) This is a high precision game pak. Avoid subjecting it to extreme temperatures or shock. Store at room temperature. Never attempt to dismantle or open the game pak.
- 3) Do not touch the terminal leads or allow them to come in contact with water or the game circuitry will be damaged.
- 4) Never insert your fingers or any metal objects into the terminal portion of the computer. This can result in malfunction or damage.

## THANK YOU

for selecting this exciting new game from HAL AMERICA, INC., "HAI". Please read this instruction booklet to ensure proper handling of your new game, and then save the booklet for future reference.

## Table of Contents

Game Summary-----	3
How to Use the Controller-----	4
Starting the Game-----	5
Name Entry-----	6
Using the Sub-screen-----	7
Continue and Passwords-----	8
Blackjack-----	9
Roulette-----	11
Slot Machines-----	13
Keno-----	15

Up to four people can play this game in either of two options - VEGAS DREAM or ONE SPOT.

## VEGAS DREAM



You, along with up to three friends, are setting off on a trip to Las Vegas. Once you get there, you will be given a stake of \$700.00, with the chance of increasing it to \$1,000,000. You can challenge your friends or the house in Blackjack, Roulette, Slot Machines, or Keno.

In the course of playing the game, you will be approached by all kinds of people - players looking for side bets, hustlers looking to take

advantage of you, chances for romance, strangers with hard-luck stories. You will have to size up each encounter and decide what would be to your best advantage.

So will you realize your dream of making the big money, or will you have to return home penniless....only time and fate will tell.

## ONE SPOT

One Spot contains the same four games as Vegas Dream, without the frills. For those who want their gambling straight, no chaser - One Spot is the choice for you!

## USE OF THE CONTROLLER

### Control Pad

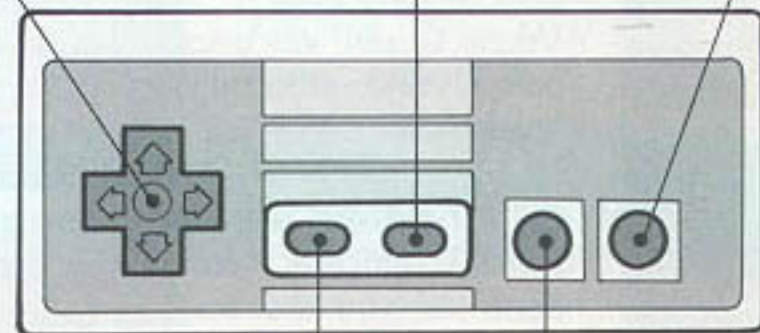
Used to select the game, and the amount of your bet

### Start Button

Used to start the game

### A Button

Used to enter your bets



### Select Button


Used to select the game of your choice, or to call up the sub-screen

### B Button

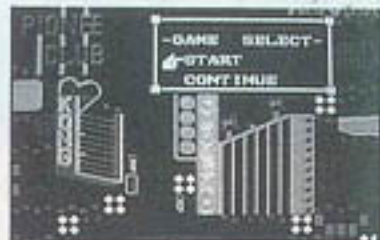
Used to pass a round of play

The controller buttons have different functions in each of the four games. In some of the functions the A, B, and Start buttons can be used interchangeably. Consult the directions for each respective game if you have any questions on controller functions.

## STARTING THE GAME



A. Pressing the Start Button will display the Game Select screen. Use the Select button to choose One Spot or Vegas Dream. Selecting Vegas Dream will display the B screen shown below, and selecting One Spot will show screen C.



B. If you are starting a new game choose START and the Name Entry screen will appear. If you are continuing from an earlier game, select CONTINUE, and enter it with the A button.



C. When the Game Select screen appears, select the game you want to play with the control pad and enter it with the Start button.

## 1. NAME ENTRY

All entries on the name entry screen are selected with the control pad and entered with the A button. Enter NAME ENTRY from the Select menu, choose MR. or MS., then enter the name. Up to 10 characters may be used in a name.



## 2. NAME DELETE

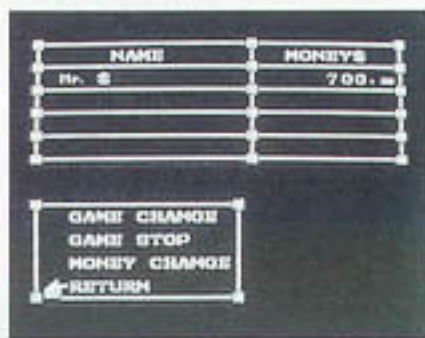
Using the NAME DELETE entry makes it possible to eliminate a name from the display without changing the scores of the other players.

## 3. END

Each time you finish entering a name the display will return to the Name Entry screen with the cursor at END. After entering the last name, pressing the A or B button will bring up the Game Select menu.



## SUB-SCREEN



You can press the Select button at any point during the game and gain access to the sub-screen. This screen displays the commands shown below. Use the control pad to make your selections, and the A button to enter them.

### GAME CHANGE

If you select GAME CHANGE on the sub-screen, the four games will be displayed. Select the new game using the control pad, and enter your choice with the A button.

### GAME STOP

Choosing GAME STOP in the Vegas Dream mode will display the passwords needed to continue the game at a later time. In the One Spot mode it will display what percentage of the total pot is currently held by each player.

## MONEY CHANGE

The Money Change mode makes it possible to loan money back and forth between players. First select the player loaning the money by using the control pad, then select the borrower. The amount is selected with the control pad in the same way bets are placed.

## CONTINUE AND PASSWORD



When you select GAME STOP in the Vegas Dream mode, a password will be displayed for each player (Sorry it's so long!). When you restart the game, select CONTINUE on the opening screen, and the Name Entry screen will be displayed. Enter the password in the same way you enter players' names.

# BLACKJACK



Blackjack, while requiring judgement and skill to play well, has deceptively simple rules, and can be played passably after only a few minutes play. The object is to accumulate cards that add up to as close to 21 as possible without going over. Face cards count as ten, number cards count as their index number, and aces count as 1 or 11.

In the Vegas Dream version of Blackjack, all players' cards are dealt face up, with the dealer's

cards dealt one face up and one face down. A player may elect to receive more cards (HIT) or not (STAND). There is no limit to the number of cards you can ask for. As in casinos, the dealer must hit 16 and stand on 17.

If the first two cards dealt to a player add up to 21 (an ace and a face card or 10), the player has drawn a Blackjack, which pays 3 to 2. In case of a tie, all bets are a draw. If the dealer's hand is closer to 21, or if the player goes over 21, the dealer wins.

## INSURANCE

If the dealer's up-card is an ace, the player can, for half of his initial bet, buy insurance. If your original bet was \$10.00, you can buy insurance for

\$5.00. If the dealer does not, in fact, have a 10 point card in the hole, and so does not have a Blackjack, you lose your insurance bet of \$5.00. If the dealer has a Blackjack, he pays off your insurance bet at 2 to 1. Insurance bets are completely separate from your original wager.

## DOUBLE DOWN

If the first two cards dealt the player add up to 9, 10, or 11, the player may 'Double Down'. The player doubles his bet, and receives one more card face down, to be uncovered after the dealer has finished his hand.

## SPLIT

If the player receives a pair as his first two cards, he may double his bet, split his pair, and make two Blackjack hands out of one. Some pairs are better to split than others. Experience, experimentation, and access to a seasoned gambler will help you to determine which pairs you should split.

## DIRECTIONS FOR PLAY

First place your bets. Move the control pad left or right to pick the column (\$1, \$10, \$100 column), and up or down to select dollar amounts. Then enter the amount using the A Button. When everyone has placed their bets the cards will be dealt.

# ROULETTE



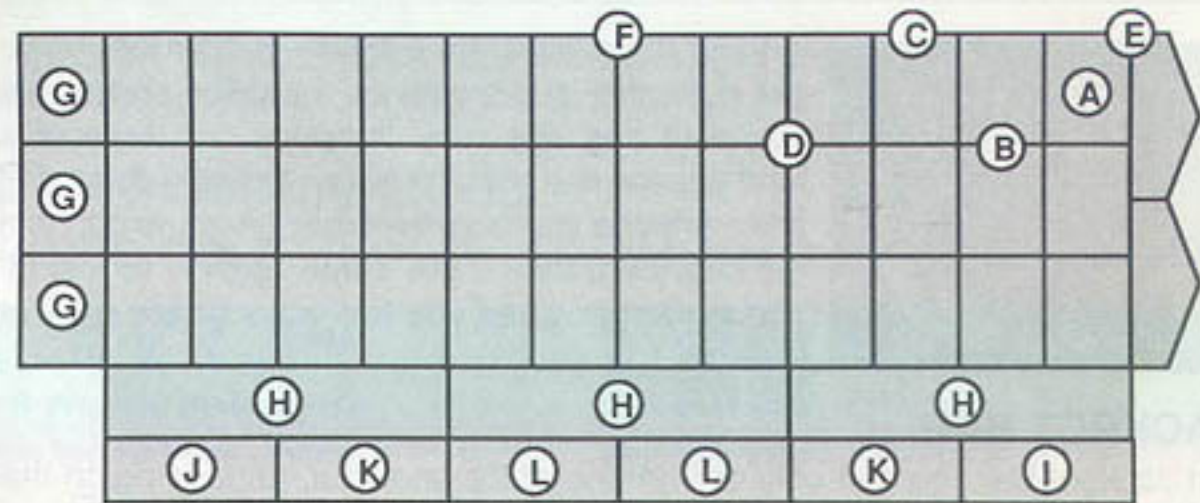
Roulette is the oldest casino game still in operation. It consists of a layout, on which bets are placed, and a revolving wheel divided into 38 parts into which a small ivory ball can fall, designating a winner. The odds vary a great deal depending on where you place your bet. You may place bets on individual numbers, on any combination of numbers, on rows of numbers, or take your choice of black or red. In Vegas Dream,

however, you may not place bets on certain combinations of 0-00 and 1-2-3. A quick scan of the board with the cursor will show you where these spots are.

## HOW TO PLAY VEGAS DREAM ROULETTE

You can use the control pad to pick the area where you want to place your bet, then enter it with the A button. Once you have chosen the location of your bet, you can move the control pad to decide the amount of your bet in the same way as in Vegas Dream Blackjack. You can place bets in as many locations as you like. When the first player has finished, push the B button, and the second player may place bets. When the last player has finished, pushing the B button will start the Roulette Wheel spinning.

## PAYOFFS IN ROULETTE



Numbers Played	Payoff	Numbers Played	Payoff
A One number	36 for 1	G One 12-number row	3 for 1
B Two numbers	18 for 1	H Any 12 numbers	3 for 1
C Three numbers	12 for 1	I Numbers 1-18	2 for 1
D Four numbers	9 for 1	J Numbers 19-36	2 for 1
E Five numbers	7 for 1	K Even or odd	2 for 1
F Six numbers	6 for 1	L Black or red	2 for 1

# SLOT MACHINES

STTS INOR MI 2FFOYAS



A slot machine is the ultimate in simplicity - you put in a coin, pull the lever, the drum spins, and you wait and see what happens. If three of a kind appear in a row, you win. Sounds easy, and it is. Anyone can play the slots. Anyone can win big in a heartbeat - the same applies to losing. Vegas Dream gives you two ways to win big - or lose big.

## JACKPOT BAR

In Jackpot Bar you can only win on one of the lines but, depending on the mark you match, payoffs of up to 1,000 to 1 are possible.

## HOW TO PLAY VEGAS DREAM SLOTS

When you select the slot machines on the Game Select screen, you will get the POT'O GOLD and JACKPOT BAR screen. If you want to play POT'O GOLD, select the amount of your bet with the control pad and enter it with the A button, and the game will start. You can choose the number of lines you'd like to play with the upper arm of the control pad. If you make a mistake, you can cancel your selection with the lower arm of the control

pad. Once you've determined the amount of your bet, pushing the B button will start the drums rolling.

If you are playing Jackpot Bar you can select the amount of your bet with the control pad, then pushing the B button will start the drums spinning.

## Slot Machine Odds

### POT 'O GOLD

777 X1000

If you line up three 7s  
on the HIT line X10000

BAR BAR BAR X200

Bell Bell Bell X100

7 7 7 X50

0 0 0 X20

0 0 0 X10

Grapes = X5

Grapes = = X1

### Jackpot Bar

JP BAR JP BAR JP BAR X1000

BAR BAR BAR X200

BAR BAR BAR X100

BAR BAR BAR X50

2 matching and 1  
non-matching marks X20

3 different kinds of marks X10

JP BAR JP BAR = X5

JP BAR = = X1

You can use the Jackpot Bar to match any of the marks.



# KENO



In Keno, 20 numbers between 1 and 80 are picked by the house. The player can pick as many as 15 numbers, then decide how much to bet. Once the bets are set the winning numbers are displayed on the Keno board. Any matching numbers are a 'Catch'. The payoff for each catch depends on how many numbers were initially picked (3 Spot, 4 spot, etc.) and how many of

your spots were caught.

## HOW TO PLAY VEGAS DREAM KENO

Move the cursor to the numbers you want with the control pad and enter your selections with the A button. When you have finished selecting numbers move the cursor to END and push the A button. Then select the amount of your bet using the control pad, and enter it with the A button. After all the players have made their selections the 20 winning numbers will be displayed. Catches will be displayed in red.

## Keno odds

**1 SPOT**

CATCH	Regular \$1.00 Ticket Pays
1	3.00

**2 SPOT**

CATCH	Regular \$1.00 Ticket Pays
2	12.00

**3 SPOT**

CATCH	Regular \$1.00 Ticket Pays
2	1.00
3	42.00

**4 SPOT**

CATCH	Regular \$1.00 Ticket Pays
2	1.00
3	4.00
4	112.00

**5 SPOT**

CATCH	Regular \$1.00 Ticket Pays
3	1.00
4	25.00
5	500.00

**6 SPOT**

CATCH	Regular \$1.00 Ticket Pays
3	1.00
4	4.00
5	88.00
6	1480.00

**7 SPOT**

CATCH	Regular \$1.00 Ticket Pays
4	1.00
5	20.00
6	400.00
7	7000.00

**8 SPOT**

CATCH	Regular \$1.00 Ticket Pays
5	9.00
6	92.00
7	1480.00
8	18000.00

**9 SPOT**

CATCH	Regular \$1.00 Ticket Pays
5	4.00
6	44.00
7	300.00
8	4000.00
9	20000.00

**10 SPOT**

CATCH	Regular \$1.00 Ticket Pays
5	2.00
6	20.00
7	132.00
8	960.00
9	3800.00
10	25000.00

**11 SPOT**

CATCH	Regular \$1.00 Ticket Pays
5	1.00
6	8.00
7	72.00
8	360.00
9	1800.00
10	12000.00
11	28000.00

**12 SPOT**

CATCH	Regular \$1.00 Ticket Pays
6	5.00
7	32.00
8	240.00
9	600.00
10	1480.00
11	8000.00
12	36000.00

**13 SPOT**

CATCH	Regular \$1.00 Ticket Pays
6	1.00
7	16.00
8	80.00
9	720.00
10	4000.00
11	8000.00
12	20000.00
13	36000.00

**14 SPOT**

CATCH	Regular \$1.00 Ticket Pays
6	1.00
7	10.00
8	40.00
9	300.00
10	1000.00
11	3200.00
12	16000.00
13	24000.00
14	40000.00

**15 SPOT**

CATCH	Regular \$1.00 Ticket Pays
6	1.00
7	7.00
8	20.00
9	100.00
10	400.00
11	4500.00
12	10000.00
13	25000.00
14	40000.00
15	50000.00

## COMPLIANCE WITH FCC REGULATIONS

This equipment generates and uses radio frequency energy and if not installed and used in accordance with the manufacturer's instructions, may cause interference to radio and television reception. It has been type tested and found to comply with the limits for a Class B computing device in accordance with the specifications in Subpart J of Part 15 of FCC Rules, which are designed to provide reasonable protection against such interference in a residential installation. However, there is no guarantee that interference will not occur in particular installation.

If this equipment does cause interference to radio or television reception, which can be determined by turning the equipment off and on, the user is encouraged to try to correct the interference by one or more of the following measures:

- Reorient the receiving antenna
- Relocate the NES with respect to the receiver
- Move the NES away from the receiver
- Plug the NES into a different outlet so that computer and receiver are on different circuits.

If necessary, the user should consult the dealer or an experienced radio/television technician for additional suggestions. The user may find the following booklet prepared by the Federal Communication Commission helpful:

How to Identify and Resolve Radio-TV Interference Problems.

This booklet is available from the U.S. Government Printing Office, Washington, D.C. 20402, Stock No. 004-000-00345-4.

## HAL AMERICA, INC. LIMITED WARRANTY

Hal America, Inc., (HAI) warrants to the original purchaser of this HAI software product that the medium on which this computer program is recorded is free from defects in materials and workmanship for a period of ninety (90) days from the date of purchase. This HAI software program is sold "as is," without express or implied warranty of any kind, and HAI is not liable for any losses or damages of any kind resulting from use of this program. HAI agrees for a period of ninety (90) days to either repair or replace, at its option, free of charge, any HAI software product, postage paid, with proof of date of purchase, at its Service Center at: Hal America, Inc., 7873 S.W. Cirrus 25-F, Beaverton, Oregon 97005.

This warranty is not applicable to normal wear and tear. This warranty shall not be applicable and shall be void if the defect in the HAI software product has arisen through abuse, unreasonable use, mistreatment or neglect. THIS WARRANTY IS IN LIEU OF ALL OTHER WARRANTIES AND NO OTHER REPRESENTATIONS OR CLAIMS OF ANY NATURE SHALL BE BINDING ON OR OBLIGATE HAI. ANY IMPLIED WARRANTIES APPLICABLE TO THIS SOFTWARE PRODUCT, INCLUDING WARRANTIES OF MERCHANTABILITY AND FITNESS FOR A PARTICULAR PURPOSE, ARE LIMITED TO THE NINETY (90) DAY PERIOD DESCRIBED ABOVE. IN NO EVENT WILL HAI BE LIABLE FOR ANY SPECIAL, INCIDENTAL, OR CONSEQUENTIAL DAMAGES RESULTING FROM POSSESSION, USE OR MALFUNCTION OF THIS HAI SOFTWARE PRODUCT.

Some states do not allow limitations on duration of an implied warranty or exclusions or limitations of incidental or consequential damages so the above limitations and/or exclusions of liability may not apply to you. This warranty gives you specific rights, and you may also have other rights which vary from state to state.